



Target Tracker Link

Email Notifications

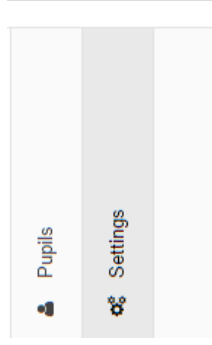
You will receive an email notification if a new observation has been published for your child on that particular day.

Passwords

If you have forgotten your password, click on the link on the main login page, you will be emailed instructions to allow you to set up a new password.

A screenshot of the 'Home Login' page for Target Tracker Link. The page has a light blue background with a starry pattern. At the top left, it says 'Home Login' and 'powered by Target Tracker'. Below this is a 'School' dropdown menu with the instruction 'Start typing school name and select from the list'. There are three input fields for 'Email', 'Password', and a 'Login' button. A link for 'Forgot Password' is at the bottom left, and a link for 'Having trouble logging in?' is at the bottom right.

If you wish to reset your password , click on the Settings option on the main login page and follow those instructions.



In order to understand how children develop and learn, your child’s teacher will record some of their activities by taking photographic observations.

These observations are used as part of their ongoing assessment of your child.

This leaflet is intended to guide Parents and Carers to be able to access the observations for their child through the new Target Tracker Link website.

You will be asked to provide some information to the school to enable them to email you a link to access Target Tracker Link. On your first login you will need to set up a password

Password Setup
Please set your password

Email

Password

Confirm Password

Passwords must be 7 – 50 characters and must contain characters from at least three of the following four categories: Uppercase (A-Z), lowercase (a-z), numbers (0-9), and other characters

You will be asked to agree to the terms and conditions and the use of cookies on the site.

Next you will need to confirm the children that have been linked to you by entering their dates of birth using the calendar button and then clicking on **Verify**.

Pupil(s)

Please enter the date of birth and then click verify for each pupil below. Once you have done this, you can view observations for this pupil.

First Name	Last Name	Class	Relationship	Verified	Action
Bobby	Brown	Y6 Data	Other Relative	X	<input type="button" value="Verify"/>

You may need to scroll across to the left to see the **Verify** button.

You will now be able to view any observations that have been made for your child/children. Click on the **View** button.

Pupil(s)

Please enter the date of birth and then click verify for each pupil below. Once you have done this, you can view observations for this pupil.

First Name	Last Name	Class	Relationship	Verified	DOB (DD/MM/YYYY)	Action
Azma	Abbasi	Monet	Other family member	✓	01/11/2005	<input type="button" value="View"/>
Katie	Cole	Da Vinci	Step-Mother	✓	05/12/2005	<input type="button" value="View"/>

You will then see a summary of all of the observations that have been made for your child, with the newest at the top.

John •

Observations


Search

Jasmine Cole

(1 - 2 of 3 Observations)

Clay models


Miss Hession 10/09/2016



Jasmine selected which tools and materials she would need to make her model. She was able to choose appropriate tools to create the model she had designed on paper, describing the kind of effect different equipment would produce...

Acting Out a Favourite Story

Miss Hession 03/09/2016



Jasmine enjoyed reading the books about the Freddie the Happy Sheep during story time. She was then able to act out her favourite parts for other children, linking them up with her own ideas.

By clicking on **Full View** you will be able to see more details for the observation.

Clay models

Observation by Miss Hession on 10/09/2016



Jasmine selected which tools and materials she would need to make her model. She was able to choose appropriate tools to create the model she had designed on paper, describing the kind of effect different equipment would produce.

What was observed

Jasmine selected which tools and materials she would need to make her model. She was able to choose appropriate tools to create the model she had designed on paper, describing the kind of effect different equipment would produce.

Exploring and using media and materials

Observation by Miss Hession on 10/09/2016

Copyright © 2016 Target Tracker Ltd. All rights reserved. Target Tracker is a registered trademark of Target Tracker Ltd. All other trademarks are the property of their respective owners.